

A Compact Size Reconfigurable Triple Square Ring Patch Planar Antenna

Salar JAFARI¹

Y. ZEHPOROOSH²

Abstract

A compact reconfigurable microstrip slot antenna with switchable single and dual band notch functions for Multiband applications is presented in this study. The antenna is capable of exhibiting three different performances of UWB spectrum coverage, UWB coverage with single rejection of the wireless local area network (WLAN) band, UWB coverage with single rejection of the WiMAX and C-band spectrum, and UWB coverage with dual band notch function at the WLAN, the WiMAX and the C-band frequencies. Good results is achieved at different performances of the antenna. The designed antenna has a small size of $20 \times 20 \text{ mm}^2$

Keywords: *Reconfigurability Antenna, Triple Square Antenna, Planar Antenna, Patch Planar Antenna*

Introduction

The development of wireless communications and the increasing demand for operating frequency bands have made the radio spectrum congested and different radio systems overlap because of their standard frequency band allocations. The wide frequency range of the ultra-wideband (UWB) systems which because of the FCC's allocations is spread between 3.1 and 10.6 GHz will cause interference in the existing wireless

communication systems, such as the wireless local area network (WLAN) for IEEE 802.11a operating in the 5.15–5.35 and the 5.725–5.825 GHz bands, WiMAX operating in 3.3–3.6 GHz and C-band operating in 3.7–4.2 GHz, hence, the UWB antenna with single and dual band-stop performances is required [1–3]. Consequently, recently, several planar microstrip monopole and slot antennas with single and multiple band notch

¹ Engineering Faculty, Electrical and Electronics Eng. Dept. Urmia, Iran

² Engineering Faculty, Electrical and Electronics Eng. Dept. Urmia, Iran

performances have been presented [4–9]. However, these antennas have fixed band notch characteristics and in cases where there is no interference, they are unable to utilize the whole UWB frequency band. Hence, in order to improve the performance of the UWB system, antennas with reconfigurable structures which exhibit switchable band notch performances are desirable [10–13]. The main advantage of this kind of antennas is that they are able to utilize the whole UWB spectrum and when an interfering signal appears the antenna can change its configuration in such a way as to produce a band-notch function which eliminates the interference with the coexistent system. Different kind of RF switches such as metal semiconductor field effect transistor (MESFET), RF MEMS and

PIN diodes can be used to create the reconfiguration of the antenna structure. Any of these switches has their own advantages and disadvantages [14]. In [15], RF microelectromechanical system (MEMS) are used to form a reconfigurable microstrip monopole antenna with switchable single band notch performance, whereas in [16], a PIN diode is used for the same reason on a microstrip slot antenna. The reconfigurable antennas with switchable band-notched functions can be used in cognitive and intelligent radio systems [3].

In this paper a compact multiband antenna that capable to switching between different frequencies will be presented. The antenna in order to switch between different statuses uses of two pin diodes.

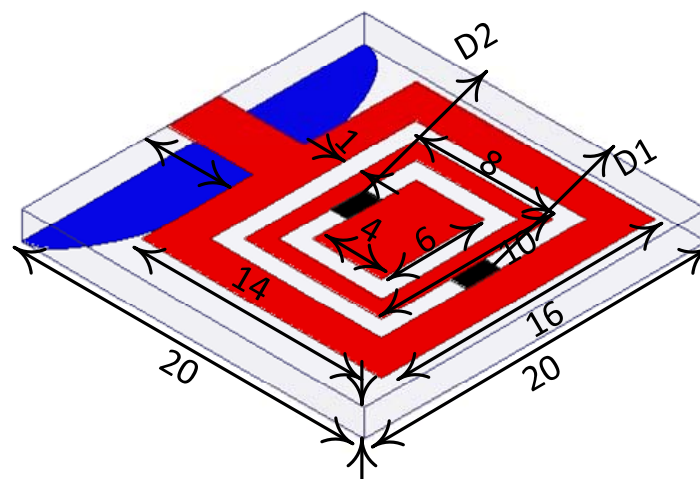


Fig.1 configuration of antenna structure

The proposed reconfigurable microstrip slot antenna configuration with its design parameters is shown in Fig. 1, which is printed on an FR4 substrate with a thickness of 0.8 mm, a permittivity of 4.4 and a loss tangent of 0.018. As observed in Fig. 1, the basic antenna structure consists of a half elliptical ground, a microstrip feed-line and a square radiating patch. In the design procedure of the Multiband microstrip antennas, the basic antenna structure must be designed so as to have a multi-resonance performance in the

Multiband spectrum and then by modification of the antenna structure such as cutting slots or notches with suitable dimensions on the metallic parts of the antenna additional resonances can be excited in order to improve the bandwidth of the antenna. Also, addend characteristics such as band-notch function can be introduced to the performance of the antenna through etching slots with proper dimensions on the metallic sections of the antenna. All dimension of antenna is created on Fig.1.

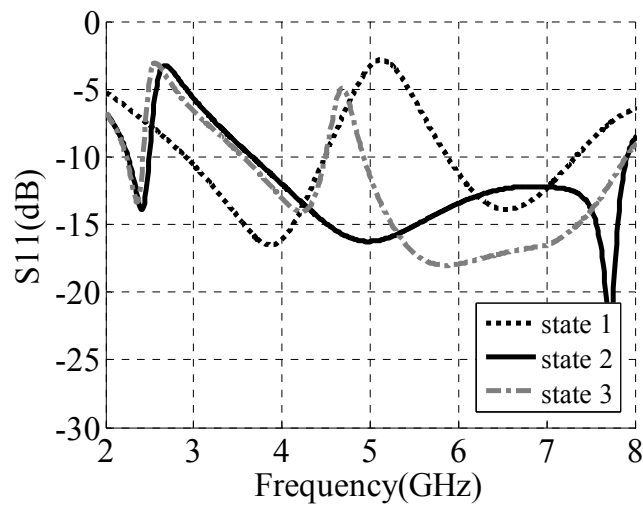


Fig. 2. Simulated S_{11} of the proposed reconfigurable Multiband antenna for different biasing statuses of the PIN diodes in Table 1.

Table 1. various state of PIN diodes

State	Diode 1	Diode 2
1	OFF	OFF
2	ON	OFF
3	ON	ON

The simulated results are obtained by using Ansoft Simulation Software High Frequency Structure Simulator (HFSS) [17]. Fig. 7 shows the realized antenna and its simulated S11 characteristics for different on and off statuses of the PIN diodes are presented in Fig. 2. The simulated pattern of the fabricated antenna including the co-polarization and cross-polarization in the H-plane (X-Z plane) and E-plane (Y-Z plane), respectively, for its

dual band notch performance at three various frequencies is depicted in Fig. 3. As observed in this figure, the antenna has suitable radiation in a wide range of frequencies and also the radiation patterns in the X-Z plane are almost Omni-directional. As observed in this figure, for the dual band-notch performance of the antenna, the gain drops dramatically at the notched frequency bands.

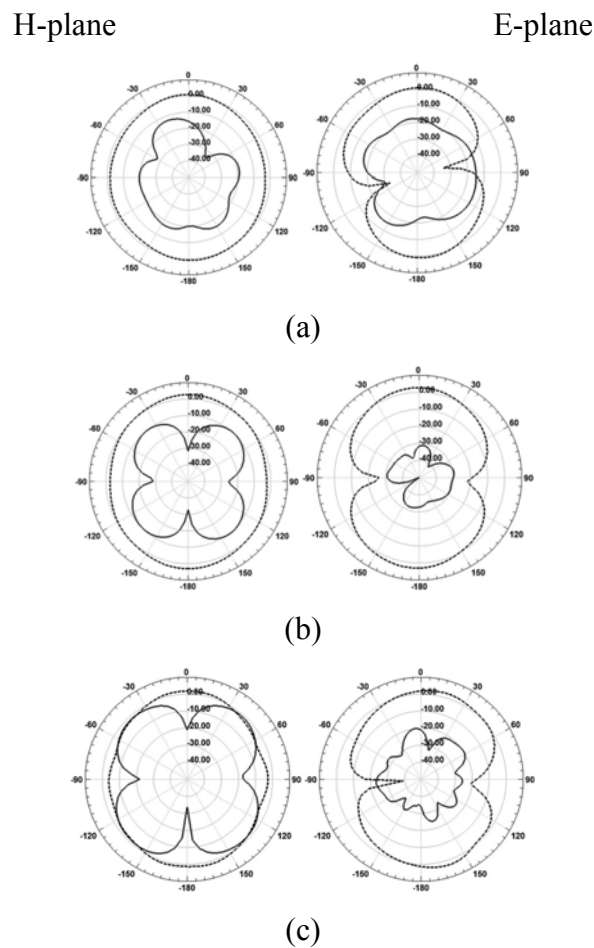


Fig. 3 Simulated radiation patterns for the dual notch band performance of the proposed antenna at (a: 2.4 GHz, b: 4 GHz and c: 5.5 GHz)

Conclusion

In this paper, a novel compact reconfigurable printed slot antenna with switchable single band notch and dual band notch performances has been proposed for the broad band applications. In the proposed antenna, wider and improved impedance bandwidth especially at the higher frequency band is obtained by cutting two modified notches on the feed-line. Switchable single and dual band notch functions are obtained by cutting the modified slots on the feed-line and embedding two PIN diodes along the slots. By changing the bias statuses of the PIN diodes, the antenna is able to switch between its various frequencies responses.

REFERENCES

- [1] Schantz, H.: 'The art and science of ultra wideband antennas' (ArtechHouse, 2005)
- [2] Kumar, G., Ray, K.P.: 'Broadband microstrip antennas' (Artech House, 2003)
- [3] Erfani, E., Nourinia, J., Ghobadi, C., Niroo-Jazi, M., Denidni, T.A.: 'Design and implementation of an integrated UWB/reconfigurable-slot antenna for cognitive radio applications', *IEEE Antenna Wirel. Propag. Lett.*, 2012, 11, pp. 77–80
- [4] Yoon, I.J., Kim, H., Yoon, Y.J.: 'UWB RF receiver front-end with band-notch characteristic of 5 GHz WLAN'. *IEEE Int. Antenna Propagation Symp. Digest*, July 2006, pp. 1303–1306
- [5] Vorya Waladi, Nooshin Mohammadi, Yashar Zehforoosh, Asieh Habashi and Javad Nourinia, "A Novel Modified Star-Triangular Fractal (MSTF) Monopole Antenna For Super-Wideband Applications" , *IEEE Antennas And Wireless Propagation Letters* , vol. 12 , 2013.
- [6] Y. Zehforoosh, M. Naser-Moghadasi, R. A. Sadeghzadeh and Ch. Ghobadi, "Miniature monopole fractal antenna with inscribed arrowhead cuts for UWB applications," *IEICE Electron. Exp.* vol. 9, no. 24, pp. 1855-1860, 2012.
- [7] Badamchi, Z. and Zehforoosh, Y. (2015), Switchable single/dual band filtering UWB antenna using parasitic element and T-shaped stub wave cancellers. *Microw. Opt. Technol. Lett.*, 57: 2946–2950.
- [8] Sefidi, M., Zehforoosh, Y. and Moradi, S. (2015), A novel CPW-fed antenna with dual band-notched characteristics for UWB applications. *Microw. Opt. Technol. Lett.*, 57: 2391–2394.

- [9] Siahcheshm, A., Nourinia, J., Zehforoosh, Y. and Mohammadi, B. (2015), A compact modified triangular CPW-fed antenna with multioctave bandwidth. *Microw. Opt. Technol. Lett.*, 57: 69–72.
- [10] Beigi, P., Nourinia, J., Zehforoosh, Y. and Mohammadi, B. (2015), A compact novel CPW-fed antenna with square spiral-patch for multiband applications. *Microw. Opt. Technol. Lett.*, 57: 111–115.
- [11] Zehforoosh, Y. and Sedghi, T. (2014), A CPW-fed printed antenna with band-notched function using an M-shaped slot. *Microw. Opt. Technol. Lett.*, 56: 1088–1092.
- [12] Sefidi, M., Zehforoosh, Y. and Moradi, S. (2013), A Novel Monopole Antenna for Wireless Communication Systems and UWB Application. *Microw. Opt. Technol. Lett.*, 55: 1856–1860.
- [13] Sadeghzadeh, R. A., Zehforoosh, Y. and Mirmotahhary, N. (2011), Ultra-wideband monopole antenna with modified triangular patch. *Microw. Opt. Technol. Lett.*, 53: 1752–1756.
- [14] Naser-Moghadasi, M., Dadashzadeh, G.R., Abdollahvand, M., Zehforoosh, Y. and Virdee, B. S. (2011), Planar triangular monopole antenna with multioctave bandwidth. *Microw. Opt. Technol. Lett.*, 53: 10–14.
- [15] Nikolaou, S., Kingsley, N.D., Ponchak, G.E., Papapolymerou, J., Tentzeris, M.M.: ‘UWB elliptical monopoles with a reconfigurable band notch using MEMS switches actuated without bias lines’, *IEEE Trans. Antenna Propag.*, 2009, 57, (8), pp. 2242–2251
- [16] Valizade, A., Ghobadi, Ch., Nourinia, J., Ojaroudi, M.: ‘A novel design of reconfigurable slot antenna with switchable band notch and multi-resonance functions for UWB applications’, *IEEE Antenna Wirel. Propag. Lett.*, 2012, 11, pp. 1166–1169
- [17] Ansoft High Frequency Structure Simulator (HFSS), Ver. 13, Ansoft Corporation, 2010.